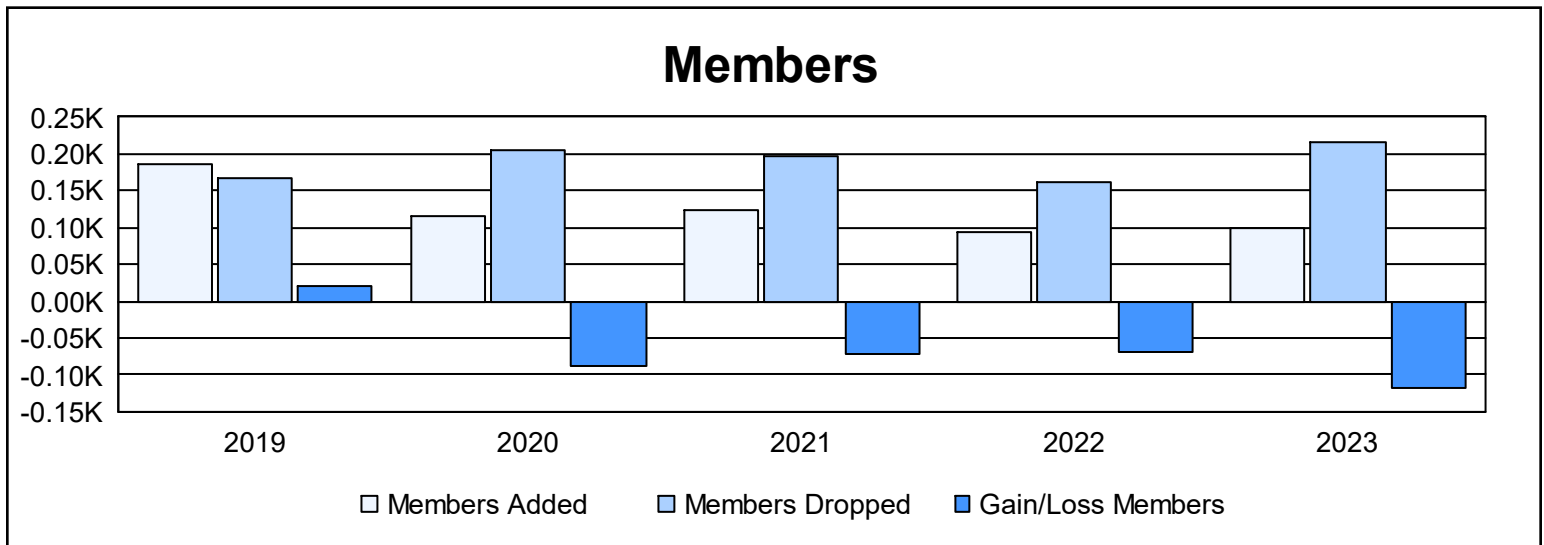
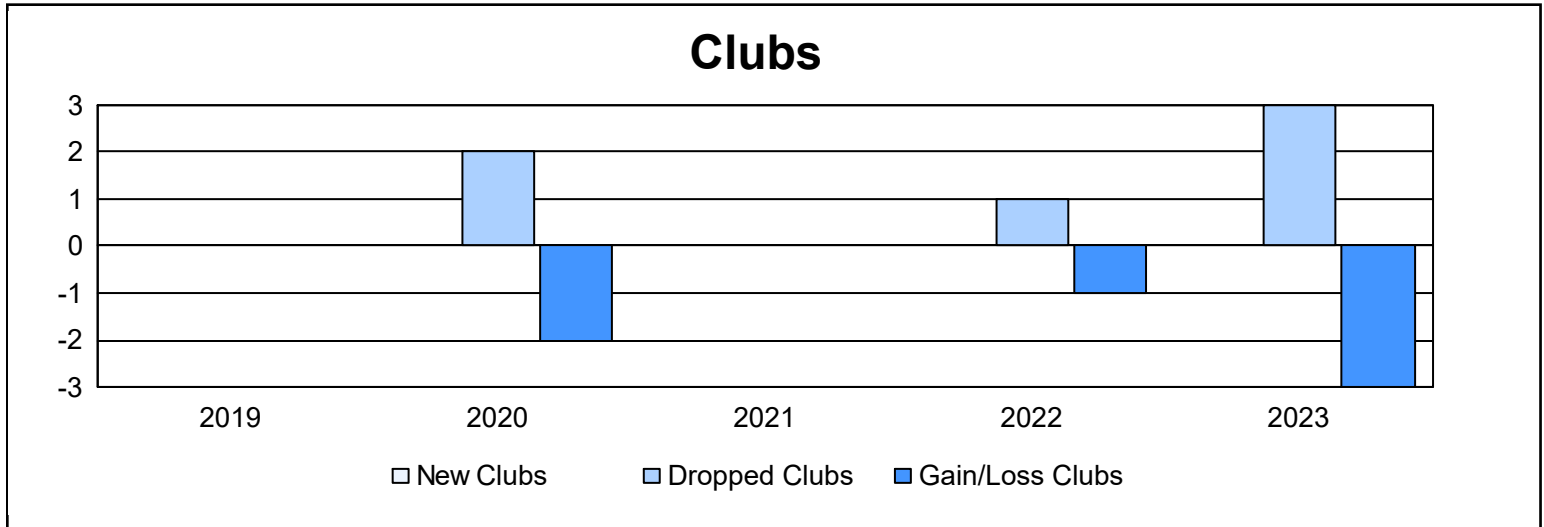
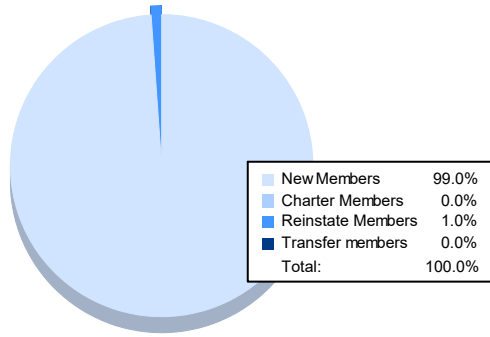


| Year | New Clubs | Dropped Clubs | Gain/ Loss Clubs | New Members | Charter Members | Reinstate Members | Transfer Members | Total Member Added | Total Members Dropped | Gain/ Loss Members |
|----------------|-----------|---------------|------------------|-------------|-----------------|-------------------|------------------|--------------------|-----------------------|--------------------|
| 2018-2019 | 0 | 0 | 0 | 183 | 0 | 1 | 2 | 186 | 166 | 20 |
| 2019-2020 | 0 | 2 | -2 | 101 | 1 | 6 | 8 | 116 | 205 | -89 |
| 2020-2021 | 0 | 0 | 0 | 120 | 0 | 3 | 0 | 123 | 196 | -73 |
| 2021-2022 | 0 | 1 | -1 | 90 | 0 | 3 | 1 | 94 | 163 | -69 |
| 2022-2023 | 0 | 3 | -3 | 98 | 0 | 1 | 0 | 99 | 216 | -117 |
| Average | 0 | 1 | -1 | 118 | 0 | 3 | 2 | 124 | 189 | -66 |



Membership Composition June 2023 Cumulative



Gender Composition June 2023 Cumulative

